

CRAWLER EXCAVATOR

HX330AL



READY TO CHANGE YOUR WORLD

The HX330AL Crawler Excavator is part of Hyundai's brand new A-series:

a fresh generation of construction equipment that complies with the European Stage V emission levels. But it does much more than that! While fulfilling regulatory demands, Hyundai aimed for a ground-breaking level of customer satisfaction with maximum performance and productivity, better safety, more convenience and improved uptime management.

From its robust exterior design to its smart performance-enhancing technologies, the HX330AL opens up a world of new possibilities where tiny efforts move mountains. It's time to experience the Hyundai Effect!




Productivity & Efficiency

POWER AND EFFICIENCY TO MAKE YOU MORE PRODUCTIVE

The HX330AL is powered by a robust Stage V-certified Cummins engine with an innovative integrated after-treatment system that reduces both emissions and maintenance requirements. It delivers all the power you need to handle demanding jobs, along with fast levelling and truck loading times and excellent fuel economy.

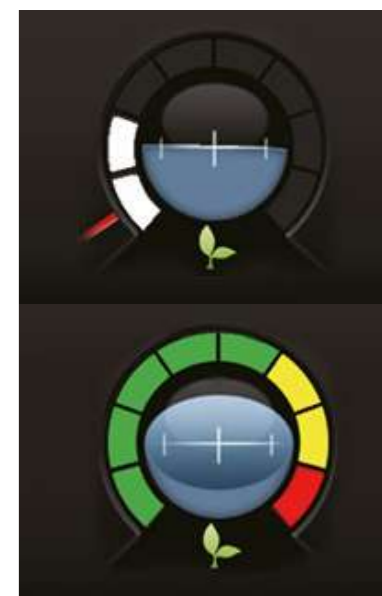
A range of smart technologies are included for precise management of the engine output and pump flow rate. The upgraded IPC (Intelligent Power Control) system improves efficiency through automated control of the individual hydraulic pumps. Additional features optimise operation and monitoring to enhance productivity every single day.



Stage V-certified engine
Like all A-Series machines, the HX330AL features our all-in-one exhaust aftertreatment system, which cuts emissions and operating costs while enhancing reliability and simplifying maintenance.



"I'm saving on fuel and reducing emissions without having to compromise on productivity!"

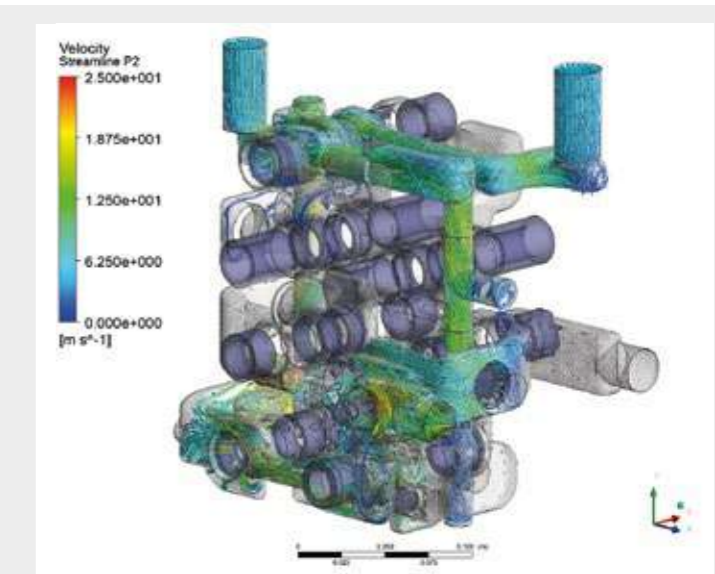
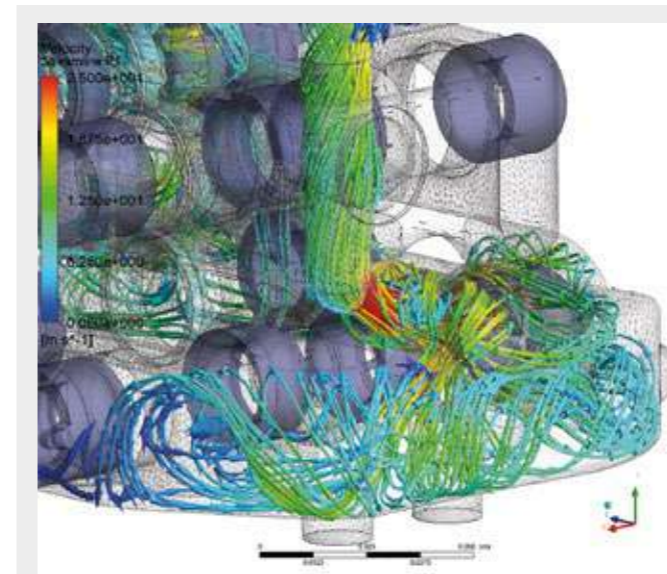


EPIC (Electric Pump Independent Control)

The HX A-Series features an improved IPC (Intelligent Power Control) system that optimises the pump flow rate and power at various working conditions through individual pump control. EPIC improves fuel efficiency while helping to reduce losses in hydraulic flow and maximise production capacity.

Eco Gauge

The gauge level adjusts according to the engine workload, while different colours provide an instant view of fuel savings during operation.

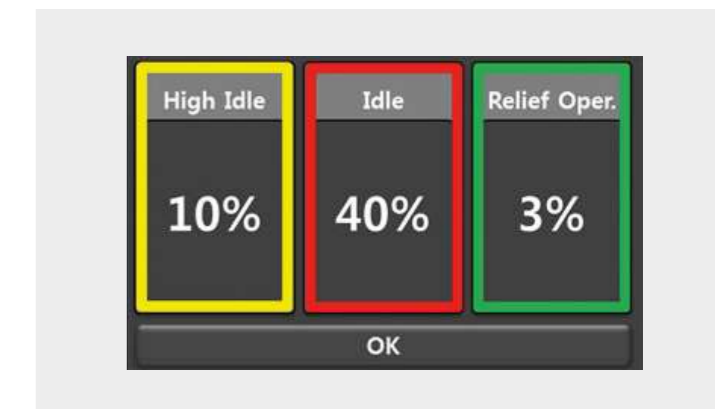
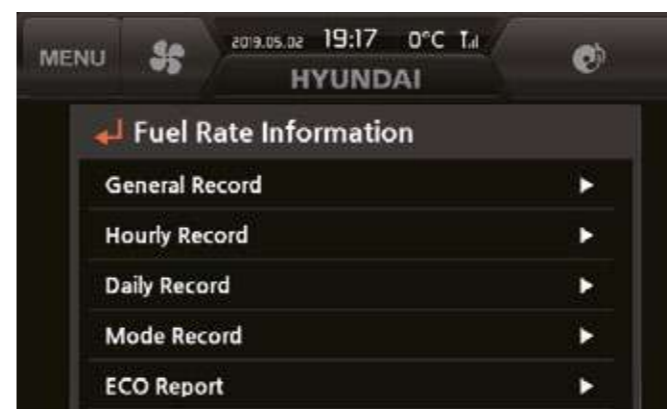


Fuel Rate Information

Average or recent fuel consumption can be displayed to guide you towards more economical operation.

Eco Report

The Eco Report feature helps you to develop efficient working habits by displaying real-time information about machine performance.




Durability

READY FOR ACTION AND BUILT TO LAST

You need to know that the investment you make today will help to sustain your business over the long term. That's why we prioritised reliability throughout the development of the HX330AL, from design and manufacturing to quality control. We improved engine reliability by integrating exhaust after-treatment and replacing EGR with a simplified, single-module system that's easier to maintain. The upper and lower frame structures are reinforced for high load work, while the attachments have been rigorously tested for the roughest conditions. The overall aim is to minimise downtime and repairs so that you can stay on schedule, avoid unexpected costs and protect your profits.

“Every detail has been reviewed and revised for reliable long-term performance. It means I can keep my promises and have better control of my equipment costs.”

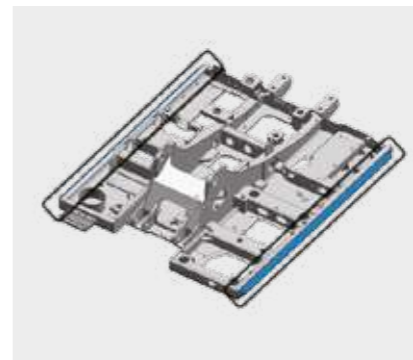


Exhaust after-treatment system
The engine and exhaust after-treatment system are integrated for simplified control and maintenance.

Hydraulic hose
High-grade hoses with outstanding resistance to heat and pressure provide maximum durability, even in rough working conditions.



Side protectors
The machine can optionally be equipped with side bumpers to absorb any impact on the exterior frame and protect the machine.



Cooling module
HX A-Series machines are enhanced with a durable cooling module that has been stringently tested to protect productivity in tough working environments.



Operator Comfort


A CABIN DESIGNED AROUND YOU

The HX330AL cabin was designed as a comfortable working environment that enhances productivity and reduces fatigue for every operator. Pleasant and spacious, it features a high-quality, adjustable seat and comfortable reach to all controls. A range of technologies enable easier machine monitoring, while the audio system includes radio, USB and AUX input to keep you entertained during your working day. The overall design places you right at the centre of the Hyundai Effect, with a world of convenience and control at your fingertips.



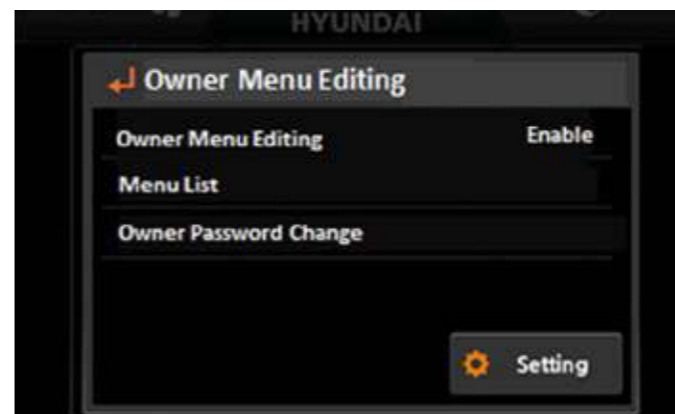
Wide touchscreen monitor

The HX330AL features an 8-inch display with a touchscreen and excellent legibility. It allows quick and easy access to machine status information at any time during operation.



Straight travel pedal (option)

The straight travel pedal option adds to comfort and convenience when travelling long distances or combining travel and attachment operation.



Owner Menu Editing (OME)

Menu functions can be set by the machine owner, who can also provide or restrict access for machine users by using a password to lock or unlock the list.

Proportional auxiliary hydraulic controls (option)

Sensitive regulated proportional controls are available as an option. They enhance work results by enabling smooth and precise operation of hydraulic attachments via the joysticks.



Air suspension seat and ergonomic joystick

The HX330AL has a luxurious air suspension seat with heating as standard. The ergonomic joystick makes operation comfortable and intuitive.

Miracast connectivity

The Miracast system based on the operator's smartphone Wi-Fi allows the use of various smartphone features on the screen, including navigation, web surfing and music and video playback.



Haptic controller

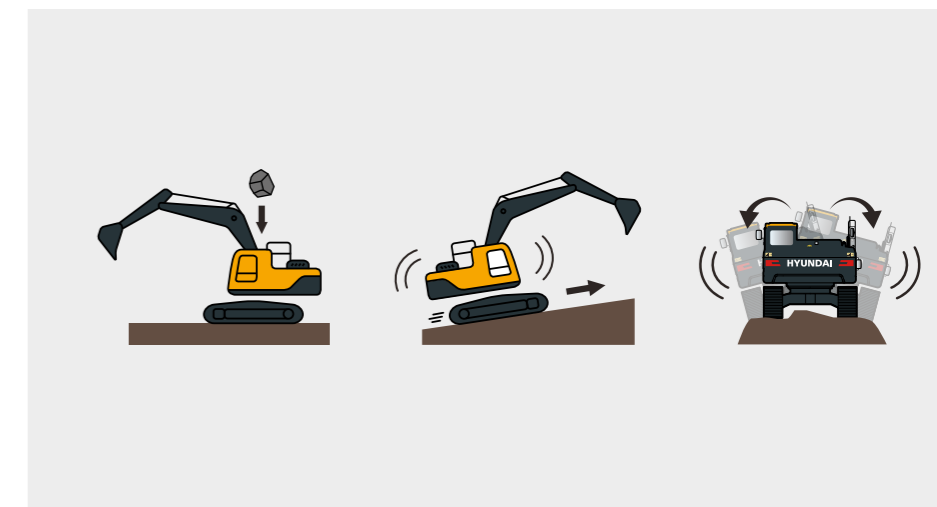
The accelerator, remote air conditioner controller and instrument cluster can be operated using the convenient jog shuttle-type haptic controller.



Safety

PROTECTION FOR CO-WORKERS AND MACHINERY

Small details can make a huge difference when it comes to safety and security. The HX330AL offers all-round protection for you, your workmates and your equipment. The cabin is designed to provide maximum visibility, while Advanced Around View Monitoring (AAVM) gives you a clear overview of your surroundings. By helping to ensure an accident-free worksite, the HX330AL contributes to the peace of mind and productivity that form part of the Hyundai Effect.



Cabin structure

The cabin structure is reinforced with integrally welded, low-stress, high-strength steel. It is certified to ISO 12117-2 (ROPS - Roll-over Protective Structures) and ISO 10262 Level 2 (FOPS - Falling Object Protective Structures) safety standards.



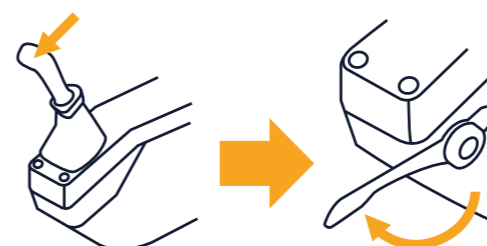
Advanced Around View Monitoring (AAVM)

The AAVM camera system gives you a 360° overview of your immediate working environment. It also includes Intelligent Moving Object Detection (IMOD) technology that senses and warns you when people or objects come within five metres of the machine.

“The HX330AL has lots of advanced technologies that protect machine operators and make the construction site a safer place.”

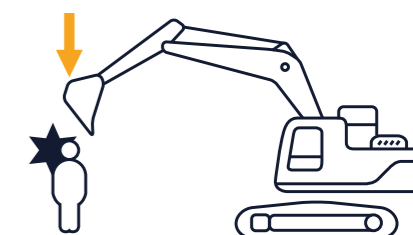
Improved visibility and safety

The open design of the cabin entrance gives the operator a clear, unimpeded view to the exterior. The door handle has also been redesigned for safer, more convenient access.



Auto safety lock

The auto safety lock feature prevents unintentional ignition. When the lock is activated, the excavator is not controlled by the RCV lever.



Serviceability & Connectivity

ADVANCED DIAGNOSTICS AND SERVICING SUPPORT

The peace of mind that comes with quick, low-effort servicing is also part of the Hyundai Effect. The HX330AL is designed to make maintenance as convenient as possible. All components and materials have been optimised to ensure a long, trouble-free life. Hyundai's innovative Hi MATE telematics system enables full monitoring of machine activity and performance. Maximum connectivity is integrated to help you create a smart construction site and protect your profitability.



"I have a constant overview of performance and maintenance requirements - plus advice and support whenever I need it."

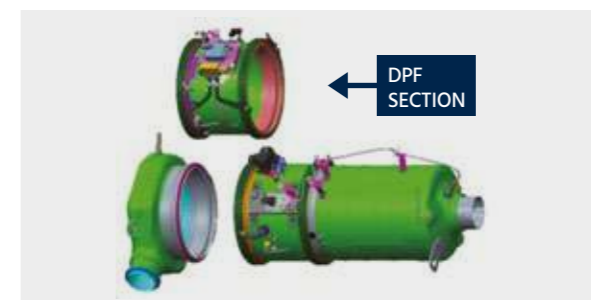
HCE Diagnostic Tools (HCE-DT) app

Technicians can now connect wirelessly to the machine on-site using a smartphone or laptop. A quick check can be performed to diagnose the root cause of a failure or to troubleshoot for fault codes. The HCE-DT app retrieves machine and engine data from a combined cloud-based platform to run a failure analysis in real-time. Combined with ECD, it increases first-visit fix rates.



Passive DPF system

The passive system provides permanent regeneration of the diesel particulate filter during operation, eliminating the need for active DPF regeneration.



Mobile Fleet app

Hyundai's new Mobile Fleet app provides all the information you need to run your fleet efficiently and economically. Based on telematics, this advanced solution uses simple graphics and key performance data for smart fleet management.

200%
improved

Extended filter lifetime

The service intervals for the engine-oil filter and the fuel filters have been increased from 500 hours to 1,000 hours.

HiMATE

Boost efficiency and performance

For maximum convenience and security, the HL975A CVT features Hyundai's exclusive Hi MATE remote fleet management system, which uses mobile data technology to provide the highest level of service and support. You can monitor your equipment wherever you are via a dedicated website or mobile app, with access to working parameters like total engine hours, machine utilisation, actual performed working hours and fuel consumption and machine location.



ECD (Engine Connected Diagnostics)

ECD provides troubleshooting advice as well as tailored servicing and parts support from Cummins Quick Serve. Service technicians are supported with remote diagnostics reports allowing them to prepare for site visits and bring the right tools.

We're all connected!



Just 5 minutes



One-stop solution



Increase productivity

By providing information such as service hours, idle time and fuel consumption, Hi MATE saves you money and improves productivity. Service alerts enable better maintenance planning.



Monitor your machines

Hi MATE's real-time location information allows better, more convenient monitoring of your equipment. Just log onto the Hi MATE website or mobile app to see your machines at any time, from any location. Receive data online, by e-mail or directly on your mobile device.



Improve security

Protect your equipment from theft or unauthorised usage. Hi MATE's geofencing alerts notify you automatically when a machine leaves a predetermined zone.

Parts & Warranties

HYUNDAI GENUINE PARTS AND WARRANTIES: THE BEST WAY TO PROTECT YOUR INVESTMENT

Hyundai Genuine parts, accessories and warranty programmes are specially designed to keep your machine covered. They increase uptime and maintain the performance, comfort, and convenience that are built into your equipment.



Fuel filters
Hyundai fuel filters provide the right degree of filtration to keep your engine clean. They are designed to meet and exceed the engine manufacturer's prerequisites for water separation and dirt filtration, prolonging the life of your engine.



Hyundai Genuine parts
Hyundai Genuine parts have the same design as those installed when your machine left the factory. They are subjected to rigorous quality inspections and tests to make sure they meet Hyundai's strict requirements for quality and durability. As well as minimising downtime, this helps to ensure peak performance on every task.

A network you can rely on

Hyundai Construction Equipment Europe prioritises quick, reliable intervention to keep your equipment running reliably. With one of Europe's most advanced automated warehousing systems, we are able to maintain availability and efficient delivery of all our Genuine Parts. We guarantee a 24-hour delivery service across our European dealer network.



Hyundai warranties

Our warranties are also designed to give you the cover you need to build your business with confidence and peace of mind.

Standard warranties

We offer standard warranty coverages with every new Hyundai machine. Next to this standard coverage, optional and extended warranty periods are available, so you can benefit from full warranty cover for longer, and even over the full lifetime of the machine in your fleet. Please discuss with your local Hyundai dealer what is the optimal solution in your case.

Extended warranties

Our extended warranties help you maintain full control over your operating costs. If you combine an extended warranty programme with a tailored maintenance contract, you can completely avoid unexpected costs.



Tracks and tyres
Our tyres and tracks deliver exceptional traction and overall ride performance. The rubber products used comply with stringent quality control measures to ensure the highest reliability.

Walk-around

HX330AL

Productivity & Efficiency

- Short cycle times
- Electronic Pump Independent Control (EPIC)
- Customisable hydraulic attachment lines
- Attachment flow control (20 tools programmable)
- Fuel Rate Information
- ECO Gauge
- Automatic engine shutdown

Operator comfort

- Spacious cabin
- 8" touchscreen monitor
- Automatic climate control
- Smart key and start/stop button
- Air suspension seat with heater
- Viscous cab suspension mounts
- Ergonomic joystick design

Serviceability & Connectivity

- Excellent accessibility
- Centralised greasing
- Hi MATE telematic system
- Extended service intervals

OPTION

Durability & Safety

- Excellent visibility
- AAVM camera system
- LED lights
- Reinforced upper and lower structure
- High-grade hoses
- Reinforced pins, bushings and polymer shims
- Swing lock

OPTION

OPTION



SPECIFICATIONS

ENGINE

Maker / Model	Cummins L9
Type	Turbocharged, Charge air cooled, Diesel engine
Gross Power (SAE J1995)	310 HP (231 kW) at 2,100 rpm
Net Power (SAE J1349)	304 HP (227 kW) at 2,100 rpm
Max. Power	325 HP (242 kW) at 1,800 rpm
Peak Torque	1,526 Nm (1126 lb ft) at 1,400 rpm
Displacement	8,900 cc (543 cu in)

HYDRAULIC SYSTEM

MAIN PUMP	
Type	Variable displacement piston pumps
Max. Flow	2 × 277.2 l/min (73.2 U.S. gpm / 60.1 U.K. gpm)
Sub-Pump for Pilot Circuit	Gear pump

Cross-sensing and fuel saving pump system.

HYDRAULIC MOTORS

Travel	Two speed axial piston motor
Swing	Axial piston motor

RELIEF VALVE SETTING

Implement Circuits	350 kgf/cm ² (4,980 psi)
Travel	350 kgf/cm ² (4,980 psi)
Power Boost (Boom, Arm, Bucket)	380 kgf/cm ² (5,400 psi)
Swing Circuit	300 kgf/cm ² (4,270 psi)
Pilot Circuit	40 kgf/cm ² (569 psi)
Service Valve	Installed

HYDRAULIC CYLINDERS

No. of Cylinder Bore X Stroke	Boom: Ø150 × 1,480 ST
	Arm: Ø160 × 1,685 ST
	Bucket: Ø140 × 1,285 ST

* Hyundai Bio Hydraulic Oil (HBHO) available.

DRIVING AND BRAKING

Drive Method	Fully hydrostatic type
Drive Motor	Axial piston motor, in-shoe design
Reduction System	Planetary reduction gear
Max. Drawbar Pull	27,404 kgf (60,415 lbf)
Max. Travel Speed (High / Low)	6.4 km/hr (3.98 mph) / 3.5 km/hr (2.17 mph)
Gradeability	35° (70%)
Parking Brake	Multi wet disc

CONTROL

Pilot pressure operated joysticks and pedals with detachable lever provide almost effortless and fatigueless operation.	
Pilot Control	Two joysticks with one safety lever (LH): Swing and arm, (RH): Boom and bucket (ISO)
Traveling And Steering	Two levers with pedals
Engine Throttle	Electric, Dial type

SWING SYSTEM

Swing Motor	Fixed displacement axial piston motor
Swing Reduction	Planetary gear reduction
Swing Bearing Lubrication	Grease-bathed
Swing Brake	Multi wet disc
Swing Speed	10.2 rpm

COOLANT & LUBRICANT CAPACITY

	liter	US gal	UK gal
Fuel tank	600	154.7	131.9
Engine coolant	55	14.5	12.1
Engine oil	30	7.9	6.6
Swing Device	11	2.91	2.42
Final Drive (Each)	7.8	2.06	1.72
Hydraulic system (including tank)	414	106.7	91.06
Hydraulic tank	210	54.1	46.2
DEF/AdBlue®	70	18.5	15.4

UNDERCARRIAGE

The X-leg type center frame is integrally welded with reinforced box-section track frames. The undercarriage includes lubricated rollers, idlers, track adjusters with shock absorbing springs and sprockets, and a track chain with double or triple grouser shoes.

Center frame	X - leg type
Track frame	Pentagonal box type
Number of Shoes on each side	48 EA
Number of Carrier Rollers on each side	2 EA
Number of Track Rollers on each side	9 EA
Number of Rail Guards on each side	2 EA

OPERATING WEIGHT (APPROXIMATE)

Operating weight, including 6,450 mm (21' 2") boom, 3,200 mm (10' 6") arm, SAE heaped 1.44 m³ (1.88 yd³) bucket, lubricant, coolant, full fuel tank, full hydraulic tank, and all standard equipments.

Shoes	Type	Width mm (in)	Operating weight		Ground pressure kgf/cm ² (psi)
			kg (lb)		
Triple grouser	600 (24")	HX330AL	33,750 (74,406)	0.65 (9.22)	
		HX330A NL	33,470 (73,790)	0.64 (9.16)	
	700 (28")	HX300AL	34,270 (75,550)	0.57 (8.04)	
		HX300AL	34,650 (76,390)	0.50 (7.11)	
900 (36")	HX300AL	35,040 (77,250)	0.45 (6.39)		
	Double grouser	700 (28")	HX300A HW	37,800 (83,330)	0.62 (8.85)

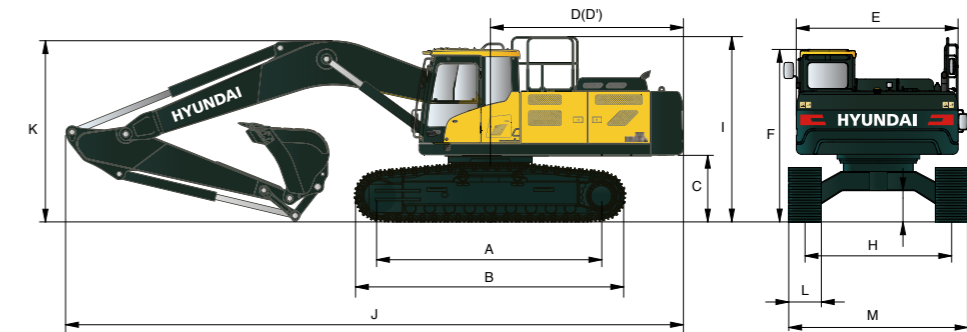
AIR CONDITIONING SYSTEM

The air condition system for the machine contains the fluorinated greenhouse gas with global warming potential of R134a. (Global Warming Potential : 1,430) The system holds 0.75 kg refrigerant consisting of a CO2 equivalent of 1.07 metric tonnes. For more information, Please refer to the manual.

DIMENSIONS & WORKING RANGE

HX330AL / HX330ANL DIMENSIONS

6.45m (21' 2"), 6.15m (20' 2") BOOM and 2.2m (7' 3"), 2.5m (8' 2"), 3.2m (10' 6"), 4.05m (13' 3") ARM

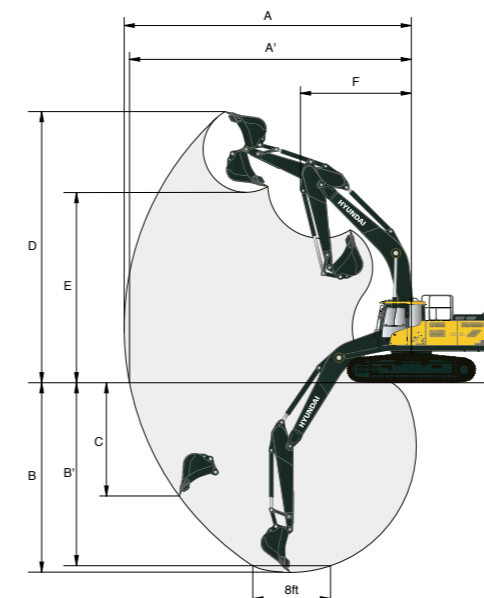


Unit : mm (ft in)

A	Tumbler distance	4,030 (13' 3")	Boom length						
B	Overall length of crawler	4,940 (16' 2")	6,150 (20' 2")	6,450 (21' 2")					
C	Ground clearance of counterweight	1,200 (3' 11")	2,200 (7' 3")	2,500 (8' 2")	3,200 (10' 6")	4,050 (13' 3")			
D	Tail swing radius	3,570 (11' 7")	J	Overall length	11,160 (36' 7")	11,460 (37' 7")	11,340 (37' 2")	11,220 (36' 10")	11,200 (36' 9")
D'	Rear-end length	3,505 (11' 5")	K	Overall height of boom	3,670 (12' 0")	3,630 (11' 11")	3,540 (11' 7")	3,360 (11' 0")	3,880 (12' 9")
E	Overall width of upperstructure	2,980 (9' 9")	L	Track shoe width	600 (24")	700 (28")	800 (32")	900 (36")	
F	Overall height of cabin	3,145 (10' 4")	M	Overall width	HX330AL	3,280 (10' 9")	3,380 (11' 1")	3,480 (11' 5")	3,580 (11' 9")
G	Min. ground clearance	500 (1' 8")		HX330ANL	2,990 (9' 10")	-	-	-	
H	Track gauge	HX330AL 2,680 (8' 10") HX330ANL 2,390 (7' 10")							
I	Overall height of guardrail	3,350 (11' 0")							

HX330AL / HX330ANL WORKING RANGE

Unit : mm (ft in)

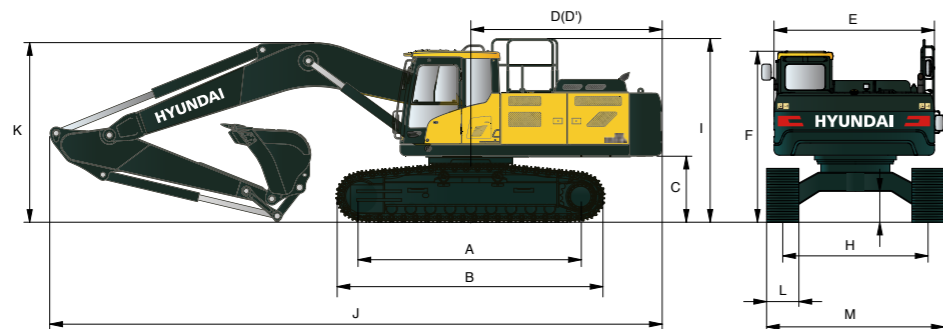


Boom length	6,150 (20' 2")	6,450 (21' 2")				
Arm length	2,200 (7' 3")	2,200 (7' 3")	2,500 (8' 2")	3,200 (10' 6")	4,050 (13' 3")	
A	Max. digging reach	10,020 (32' 10")	10,330 (33' 11")	10,500 (34' 5")	11,150 (36' 7")	1,950 (39' 2")
A'	Max. digging reach on ground	9,810 (32' 2")	10,120 (33' 2")	10,290 (33' 9")	10,950 (35' 11")	11,770 (38' 7")
B	Max. digging depth	6,150 (20' 2")	6,360 (20' 10")	6,660 (21' 10")	7,360 (24' 2")	8,210 (26' 11")
B'	Max. digging depth (8' level)	5,950 (19' 6")	6,170 (20' 3")	6,450 (21' 2")	7,200 (23' 7")	8,080 (26' 6")
C	Max. vertical wall digging depth	5,700 (18' 8")	5,970 (19' 7")	5,660 (18' 7")	6,330 (20' 9")	7,240 (23' 9")
D	Max. digging height	9,980 (32' 9")	10,260 (33' 8")	10,050 (33' 0")	10,360 (34' 0")	10,780 (35' 4")
E	Max. dumping height	6,790 (22' 3")	7,060 (23' 2")	6,950 (22' 10")	7,260 (23' 10")	7,670 (25' 2")
F	Min. front swing radius	4,450 (14' 7")	4,630 (15' 2")	4,440 (14' 7")	4,360 (14' 4")	4,290 (14' 1")

DIMENSIONS & WORKING RANGE

HX330AL HIGH WALKER DIMENSIONS

6.45m (21' 2"), 6.15m (20' 2") BOOM and 2.2m (7' 3"), 2.5m (8' 2"), 3.2m (10' 6"), 4.05m (13' 3") ARM

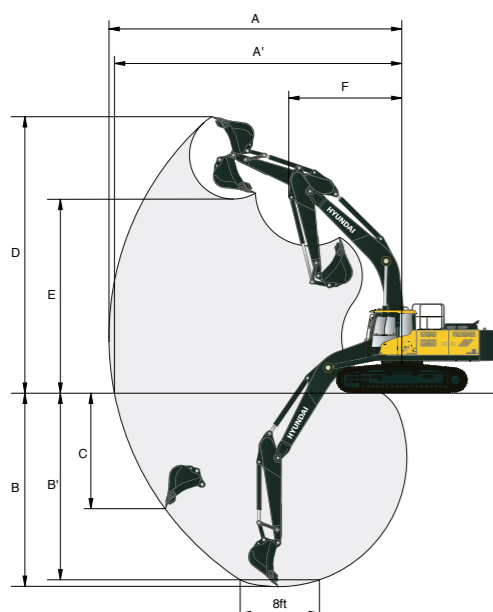


Unit : mm (ft.in)

A	Tumbler distance	4,030 (13' 3")
B	Overall length of crawler	4,940 (16' 2")
C	Ground clearance of counterweight	1,535 (5' 0")
D	Tail swing radius	3,570 (11' 7")
D'	Rear-end length	3,505 (11' 5")
E	Overall width of upperstructure	2,980 (9' 9")
F	Overall height of cabin	3,480 (11' 5")
G	Min. ground clearance	800 (2' 7")
H	Track gauge	2,870 (9' 5")
I	Overall height of guardrail	3,650 (12' 0")

	Boom length	6,150 (20' 2")	6,450 (21' 2")			
	Arm length	2,200 (7' 3")	2,200 (7' 3")	2,500 (8' 2")	3,200 (10' 6")	4,050 (13' 3")
J	Overall length	11,150 (36' 7")	11,460 (37' 7")	11,320 (37' 2")	11,160 (36' 7")	11,240 (36' 11")
K	Overall height of boom	3,790 (12' 5")	3,720 (12' 2")	3,610 (11' 10")	3,410 (11' 2")	3,800 (12' 6")
L	Track shoe width	Type	Double grouser			
		width	700 (28")			
M	Overall width		3,570 (11' 9")			

HX330AL HIGH WALKER WORKING RANGE




Unit : mm (ft.in)

Boom length		6,150 (20' 2")	6,450 (21' 2")			
Arm length		2,200 (7' 3")	2,200 (7' 3")	2,500 (8' 2")	3,200 (10' 6")	4,050 (13' 3")
A	Max. digging reach	10,020 (32' 10")	10,330 (33' 11")	10,500 (34' 5")	11,150 (36' 7")	11,950 (39' 2")
A'	Max. digging reach on ground	9,810 (32' 2")	10,120 (33' 2")	10,290 (33' 9")	10,950 (35' 11")	11,770 (38' 7")
B	Max. digging depth	5,850 (19' 2")	6,060 (19' 11")	6,360 (20' 10")	7,060 (23' 2")	7,910 (25' 11")
B'	Max. digging depth (8' level)	5,650 (18' 6")	5,860 (19' 3")	6,140 (20' 2")	6,890 (22' 7")	7,780 (25' 6")
C	Max. vertical wall digging depth	5,400 (17' 9")	5,670 (18' 7")	5,360 (17' 7")	6,030 (19' 9")	6,940 (22' 9")
D	Max. digging height	10,280 (33' 9")	10,560 (34' 8")	10,350 (33' 11")	10,670 (35' 0")	11,080 (36' 4")
E	Max. dumping height	7,090 (23' 3")	7,370 (24' 2")	7,250 (23' 9")	7,570 (24' 10")	7,970 (26' 2")
F	Min. front swing radius	4,450 (14' 7")	4,630 (15' 2")	4,440 (14' 7")	4,360 (14' 4")	4,290 (14' 1")

BUCKET SELECTION GUIDE & DIGGING FORCE

BUCKETS



SAE heaped m³ (yd³)	1.44 (1.88)	◆ 1.44 (1.88)	■ 1.44 (1.88)
	1.74 (2.28)		■ 1.60 (2.09)
	2.10 (2.75)		■ 1.73 (2.26)
			■ 1.83 (2.39)

Capacity m³ (yd³)	Width mm (in)	Weight kg (lb)	Recommendation mm (ft.in)								
			6,150 (20' 2") Boom				6,450 (21' 2") Boom				
SAE heaped	CECE heaped	Without side cutters	With side cutters		2,200 (7' 3") Arm	2,500 (8' 2") Arm	3,200 (10' 6") Arm	2,200 (7' 3") Arm	2,500 (8' 2") Arm	3,200 (10' 6") Arm	4,050 (13' 3") Arm
1.44 (1.88)	1.25 (1.63)	1,380 (54")	1,500 (59")	1,110 (2,450)	●	●	●	●	●	●	○
1.74 (2.28)	1.50 (1.96)	1,620 (64")	1,740 (69")	1,230 (2,710)	●	●	○	●	●	○	■
2.10 (2.75)	1.83 (2.39)	1,910 (75")	2,030 (80")	1,370 (3,020)	○	○	■	○	○	■	▲
◆ 1.44 (1.88)	1.25 (1.63)	-	1,470 (58")	1,380 (3,040)	●	●	●	●	●	●	○
■ 1.44 (1.88)	1.25 (1.63)	1,470 (58")	-	1,470 (3,240)	●	●	●	●	●	●	-
■ 1.60 (2.09)	1.39 (1.82)	1,585 (62")	-	1,650 (3,640)	●	●	○	●	●	○	-
■ 1.73 (2.26)	1.50 (1.96)	1,710 (67")	-	1,650 (3,640)	●	●	○	○	○	■	-
■ 1.83 (2.39)	1.59 (2.08)	1,765 (69")	-	1,845 (4,070)	○	○	■	○	○	■	-

- ◆ Heavy duty bucket
- Rock-Heavy duty bucket
- Slope finishing bucket
- Applicable for materials with density of 2,100 kgf/m³ (3,500 lbf/yd³) or less
- Applicable for materials with density of 1,800 kgf/m³ (3,000 lbf/yd³) or less
- Applicable for materials with density of 1,500 kgf/m³ (2,500 lbf/yd³) or less
- ▲ Applicable for materials with density of 1,200 kgf/m³ (2,000 lbf/yd³) or less

ATTACHMENT

Booms and arms are welded with a low-stress, full-box section design. 6.45m, 6.15m Booms and 2.2m, 2.5m, 3.2m, 4.05m Arms are available.

DIGGING FORCE

Boom	Length	mm (ft.in)	6,150 (20' 2")				6,450 (21' 2")				Remarks:
			2,200 (7' 3")		3,030 (6,680)		2,200 (7' 3")		3,030 (6,680)		
Arm	Length	mm (ft.in)	2,200 (7' 3")		2,500 (8' 2")		3,200 (10' 6")		4,050 (13' 3")		[]: Power Boost
			Weight		Weight		Weight		Weight		
Bucket digging force	SAE	kN	186.3 [203.3]	186.3 [203.3]	187.3 [204.4]	188.3 [205.5]	189.3 [206.4]				
		kgf	19,000 [20,730]	19,000 [20,730]	19,100 [20,840]	19,200 [20,950]	19,300 [21,050]				
		lbf	41,890 [45,700]	41,890 [45,700]	42,110 [45,940]	42,330 [46,190]	42,550 [46,410]				
	ISO	kN	214.8 [234.3]	214.8 [234.3]	215.7 [235.4]	216.7 [236.4]	217.7 [237.5]				
		kgf	21,900 [23,890]	21,900 [23,890]	22,000 [24,000]	22,100 [24,110]	22,200 [24,220]				
		lbf	48,280 [52,670]	48,280 [52,670]	48,500 [52,910]	48,720 [53,150]	48,940 [53,400]				
Arm crowd force	SAE	kN	195.2 [212.9]	195.2 [212.9]	175.5 [191.5]	140.2 [153.0]	118.7 [129.4]				
		kgf	19,900 [21,710]	19,900 [21,710]	17,900 [19,530]	14,300 [15,600]	12,100 [13,200]				
		lbf	43,870 [47,860]	43,870 [47,860]	39,460 [43,060]	31,530 [34,390]	26,680 [29,100]				
	ISO	kN	205.0 [223.6]	205.0 [223.6]	184.4 [201.1]	145.1 [158.4]	123.6 [134.8]				
		kgf	20,900 [22,800]	20,900 [22,800]	18,800 [20,510]	14,800 [16,150]	12,600 [13,750]				
		lbf	46,080 [50,270]	46,080 [50,270]	41,450 [45,220]	32,630 [35,600]	27,780 [30,310]				

Note : Boom weight includes arm cylinder, piping, and pin. Arm weight includes bucket cylinder, linkage, and pin



Specifications and design are subject to change without notice. Pictures of Hyundai Construction Equipment Europe products may show other than standard equipment.

Hyundai Construction Equipment Europe nv.
Hyundailaan 4, 3980 Tessenderlo, Belgium.
Tel: (32) 14-56-2200 Fax: (32) 14-59-3405

EN-2020.06 Rev 0

Ready to experience the Hyundai Effect?

Contact your Hyundai dealer.

hyundai-ce.eu/en/dealer-locator

